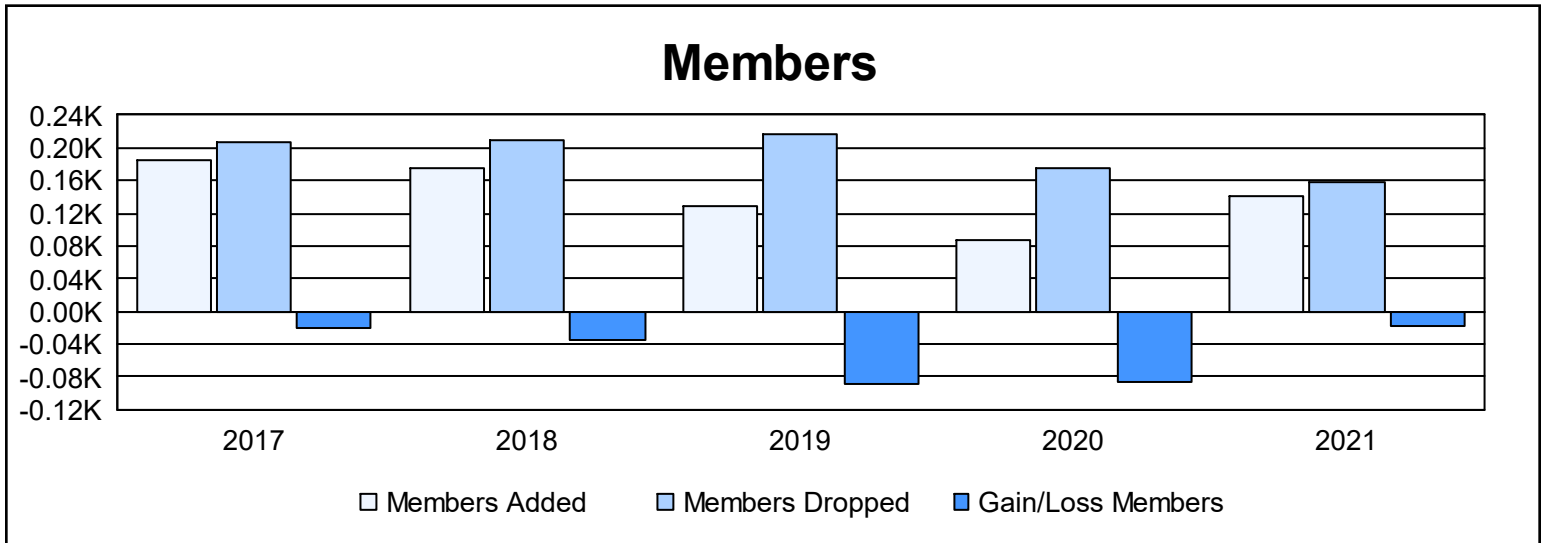
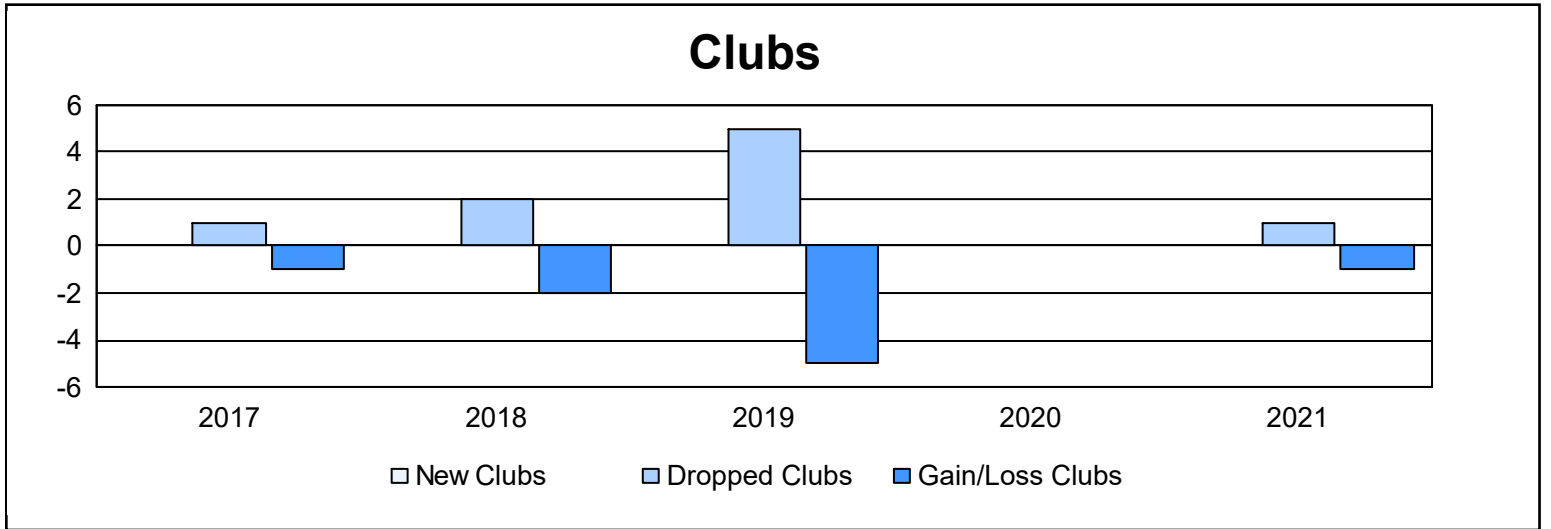
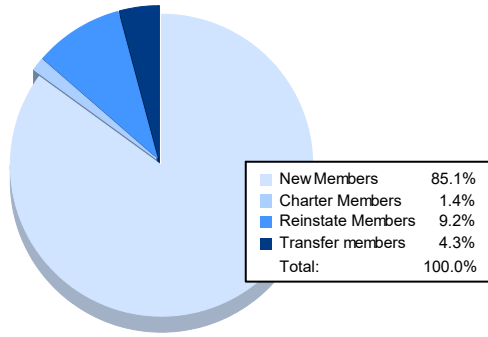


| Year | New Clubs | Dropped Clubs | Gain/ Loss Clubs | New Members | Charter Members | Reinstate Members | Transfer Members | Total Member Added | Total Members Dropped | Gain/ Loss Members |
|----------------|-----------|---------------|------------------|-------------|-----------------|-------------------|------------------|--------------------|-----------------------|--------------------|
| 2016-2017 | 0 | 1 | -1 | 151 | 7 | 17 | 11 | 186 | 207 | -21 |
| 2017-2018 | 0 | 2 | -2 | 151 | 0 | 8 | 17 | 176 | 210 | -34 |
| 2018-2019 | 0 | 5 | -5 | 109 | 0 | 7 | 13 | 129 | 217 | -88 |
| 2019-2020 | 0 | 0 | 0 | 64 | 2 | 9 | 13 | 88 | 174 | -86 |
| 2020-2021 | 0 | 1 | -1 | 120 | 2 | 13 | 6 | 141 | 159 | -18 |
| Average | 0 | 2 | -2 | 119 | 2 | 11 | 12 | 144 | 193 | -49 |



Membership Composition June 2021 Cumulative



Gender Composition June 2021 Cumulative

